

# Film-Tech

The information contained in this Adobe Acrobat pdf file is provided at your own risk and good judgment.

These manuals are designed to facilitate the exchange of information related to cinema projection and film handling, with no warranties nor obligations from the authors, for qualified field service engineers.

If you are not a qualified technician, please make no adjustments to anything you may read about in these Adobe manual downloads.

[www.film-tech.com](http://www.film-tech.com)



# Dolby Laboratories Inc

Field Bulletin 225

## CP500 Software Upgrade to Version 1.61

- |  |
|--|
| <input type="checkbox"/> Modification Urgent                 |
| <input type="checkbox"/> Modification Required               |
| <input checked="" type="checkbox"/> Modification Recommended |
| <input type="checkbox"/> Modification if Problem is Present  |
| <input type="checkbox"/> Information Bulletin                |

This bulletin describes how to upgrade the CP500 Cinema Processor software to Version 1.61 or Version 1.61EX.

CP500 Software Version 1.61 is provided in two different forms:

**Version 1.61** - suitable for all CP500s and includes the changes listed below.

**Version 1.61EX** - for use only in those installations where a Model SA10 Digital Surround EX adapter is installed. This version automatically disables the left surround and right surround equalization within the processor. The surround equalization section of the alignment screens still appears to be active but will have no effect on the CP500 output. The previous surround equalization settings are still stored by the CP500 processor and the previous equalization can be reactivated within the CP500 by loading in software Version 1.61.

### Software Changes

Both new versions of software include small changes to fix:

- an issue with changeover timing from projector 2 to projector 1
- no response to certain combinations of long automation pulses for format changes



Signal Processing and Noise Reduction Systems

100 Potrero Avenue  
San Francisco, California 94103-4813  
Telephone 415-558-0200  
Facsimile 415-863-1373  
[www.dolby.com](http://www.dolby.com)

Wootton Bassett  
Wiltshire SN4 8QJ  
Telephone (44) 1793-842100  
Facsimile (44) 1793-842101

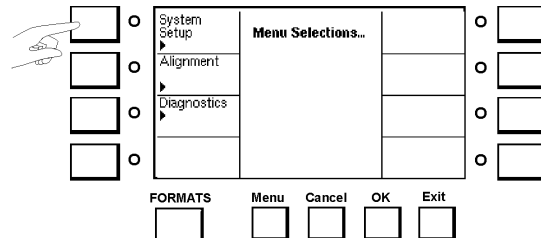
Part No. 91652  
S99/12606  
June 21, 1999

## Upgrade Procedure

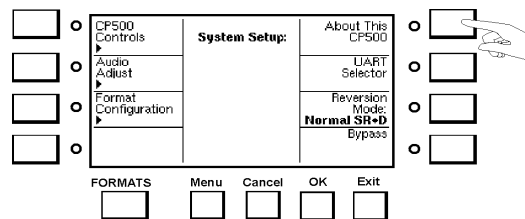
Check the version number of software installed in your CP500 using the following procedure. This can be seen briefly during the CP500 power-up sequence or by doing the following:

1. Press the front panel **Menu** button.

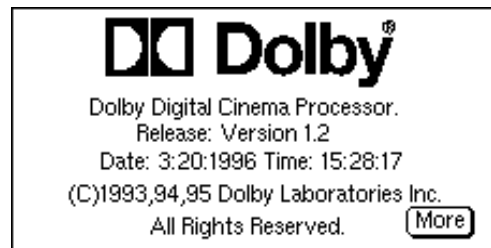
2. Then press **System Setup** key



3. Press **About This CP500** key.



If the version number displayed is **below 1.2** then the system software must be upgraded to version 1.61 using 2 new ICs supplied by Dolby Laboratories. See Field Bulletin 192. If the version number displayed is **1.2 or higher** then the upgrade to Version 1.61 or Version 1.61EX should be performed using *Load500* software.



## Using Load500 Software

If the existing CP500 software is version 1.20 or higher then the upgrade should be performed by running the upgrade program, "*Load500*." The *Load500* program along with the necessary upgrade file is available from Dolby Laboratories.

Detailed instructions describing how to use and install *Load500* are included on the Version 1.61 software disk.

When using *Load500* the program will request a filename for the software upgrade file:

- The file used to upgrade to **version 1.61** is named "**ver161.sct**".
- The file used to upgrade to **version 1.61EX** is named "**ver161EX.sct**".