

Film-Tech

The information contained in this Adobe Acrobat pdf file is provided at your own risk and good judgment.

These manuals are designed to facilitate the exchange of information related to cinema projection and film handling, with no warranties nor obligations from the authors, for qualified field service engineers.

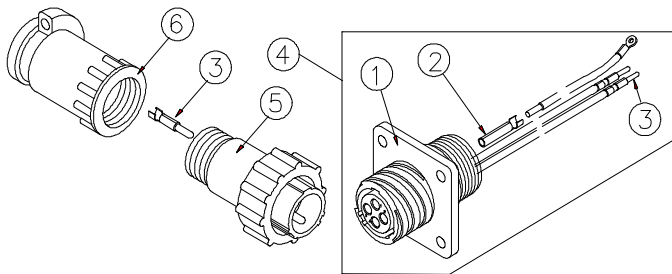
If you are not a qualified technician, please make no adjustments to anything you may read about in these Adobe manual downloads.

www.film-tech.com

Alpha System Table Port Plug Configurations

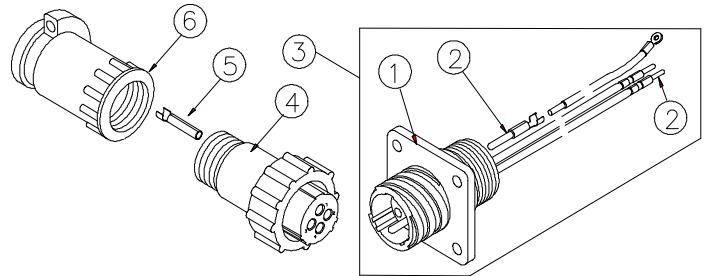
PRODUCT INFORMATION BULLETIN #3966

PRE 1996 ALPHA TABLE PLUG AND VARIAC TABLE PORT RECEPTACLE



- 1) 2068 Receptacle, 4-Pin
- 2) 2063 Socket, CPC
- 3) 2064 Pin, CPC
- 4) 2940 Variac Table Port Wiring Harness
Pre 96
- 5) 2069 Plug, 4-Pin
- 6) 2070 Clamp, Cable #11

POST 1996 ALPHA TABLE PLUG AND VARIAC TABLE PORT RECEPTACLE



- 1) 2056 Receptacle, 4-Pin (Std. Sex)
- 2) 2064 Pin, CPC
- 3) 2977 Variac Table Port Wire Harness
Post 96
- 4) 2057 Plug, 4-Pin (Std. Sex)
- 5) 2063 Socket, CPC
- 6) 2070 Clamp, Cable #11

Pre 1996 Alpha tables listed below have a female plug with male pins. This mates up with a male receptacle with female sockets on the variac table port.

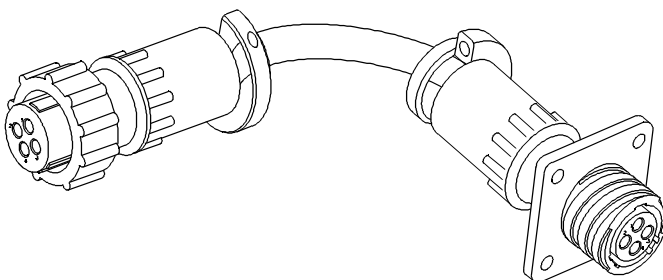
Model "T" (Jan 83 - Jul 91)
Model "T-AL2" (Jul 91-Jan 96)

Post 1996 tables listed below have a male plug with female sockets. This mates up with a female receptacle with male pins on the variac table port.

Model "T-AP" (Jan 91-Dec 95)
Model "T-6" (Jan 96-present)

Pre 1996 tables can be connected to post 1996 variacs by using Jumper #3008 shown below. Post 1996 tables can be connected to pre 1996 variacs by using Jumper # 3003 shown below.

JUMPER PRE 96 ALPHA TABLE TO POST 96 ALPHA PLATTER PART # 3008



JUMPER POST 96 ALPHA TABLE TO PRE 96 ALPHA PLATTER PART # 3003

